

Verso R 7000 H C5

Nominal air flow according to ErP 2018, m ³ /h	6680
Nominal air flow according to ErP 2018, l/s	1856
Panel thickness, mm	45
Unit weight, kg	765
Supply voltage HE, V	3~400
Maximal operating current HE, A	HW 12,9
Filters dimensions BxHxL, mm	592x592-8x500
Electric power input of the fan drive at maximum flow rate, W	1340
Maintenance space, mm	1500
Control system	C5



Acoustic data

A-weighted sound power level $L_{w,ar}$ dB(A) at nominal flow rate

Supply inlet	60
Supply outlet	82
Exhaust inlet	64
Exhaust outlet	82
Casing	59

A-weighted sound pressure level $L_{p,ar}$ dB(A)

10 m² normally isolated room, distance from casing – 3 m.

Surroundings	48
--------------	----

Temperature efficiency

Outside temperature, °C	Winter					Summer		
	-23	-15	-10	-5	0	25	30	35
After heat exchanger, °C	11,1	13,0	14,2	15,4	16,7	22,7	24,0	25,2

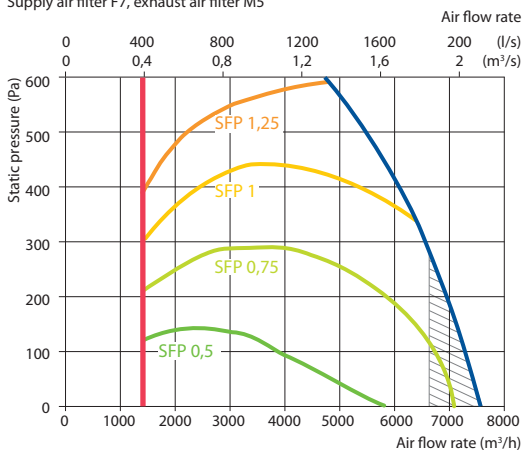
indoor +22°C, 20% RH

Hot water air heater

Water temperature in/out, °C	Winter		
	80/60	70/50	60/40
Capacity, kW	24,5	24,5	24,5
Flow rate, dm ³ /h	1083	1077	1072
Pressure drop, kPa	8,6	8,8	8,9
Temperature in/out, °C	11,1/22,0		
Maximal capacity, kW	55,2	45,1	34,9
Connection, "	2x1		

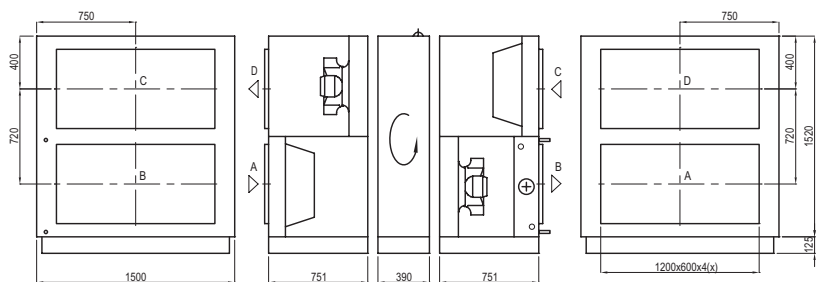
Performance

Supply air filter F7, exhaust air filter M5

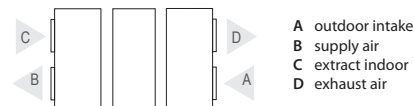


Does not conform to ErP2018 requirements

Shown as right (R1)



Shown as left (L1)



- A outdoor intake
- B supply air
- C extract indoor
- D exhaust air

Accessories

Closing damper	SRU-M-1200x600+LF24/LM24
Silencer	A/D STS-IVR3BA-1200-600-700-S
	B/C STS-IVR3BA-1200-600-1250-S
PPU	PPU-HW-3R-20-4,0-W2
Air heater-cooler	DCW-7,0-47
2-way valve	HRB3 32 16+AMB162
DX cooler	DCF-7,0-48-3
Cooling unit	3xMOU-55HFN8+KA8243