



TORRETTE TR-E RANGE

Centrifugal roof fans for horizontal discharge

Roof-mounted centrifugal fans with radial discharge, available in different diameters and in single and three-phase versions, designed for the ventilation of civil and industrial environments such as gyms, restaurants, offices, theatres, discos, hospitals and factories.

Key features

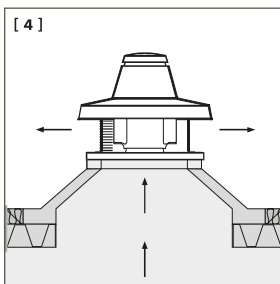
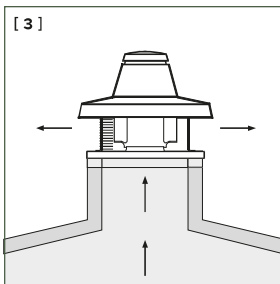
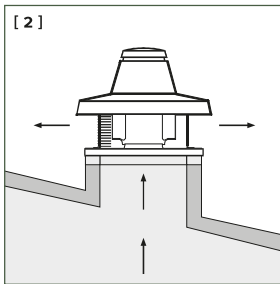
- Robust and, weatherproof construction.
- Designed to operate in high environmental temperatures ($\geq 70^{\circ}\text{C}$), in compliance with typical application requirements for hot climates.
- Wide range of performance.

Versions

20 models, in single and three-phase version, with 4, 6 and 8 poles.

Technical features

- Bases made of pickled and phosphated steel sheet, grey epoxy powder-coated with hammered finish.
- Motor cover made of pickled and phosphated steel sheet, polyester powder-coated and furnace-baked, guaranteeing higher long-term resistance to aggressive agents over time, in grey colour with hammered finish.
- Ventilation ports, fashioned in one piece with the body, characterized by aerodynamic profiles, calibrated to optimize the extracted airflow.
- Safety and anti-bird protective grilles designed in accordance with the UNI ISO 13857 standard, made of electrically welded steel rings and epoxy black paint finish.
- Galvanised steel sheet motor plates, designed to divert the flow of air handled, preventing it from striking the drive unit directly and thus protecting it from excessive heat loads.
- Class F or H thermally protected single or three-phase asynchronous motors, depending on the model, with shafts turning on ball bearings with double sealing screen, characterized by high (IP55) degree of protection against dust and water and with cooling fans for more effective heat dissipation.
- Starting capacitors of the single-phase models comply with the EN 60252-1 standard and are third-party certified.
- Centrifugal impellers with electrically galvanised aluminium or steel sheet, depending on the model, self-cleaning, backward-curved blades, dynamically balanced (UNI ISO 1940, Class 6.3), fitted on grooved hubs in die-cast aluminium.
- Wiring boxes complete with moulded cable glands in thermoplastic resin.
- Steel eye-bolts for lifting and transport, protected from corrosion by galvanic treatment.
- Steel cables for secure anchoring of the product to the destination surfaces supplied as standard.



[1] Engine detail. [2] [3] [4] These devices are easily installed on top of each roof. The air must not be dusty, acidic or corrosive.

Note

- The fans mounted in the torrette TR E range towers comply with Reg. ErP No. 327/2011/UE.
- The fans of the torrette TR E range towers comply with Reg. ErP No. 1253/2014/UE.
- The towers of the torrette TR E range are not suitable for handling flows characterized by significant concentrations of abrasive dust or acid or corrosive substances.



TECHNICAL DATA

	PRODUCTS	CODE	V~50HZ	W	A	POLES	RPM	MAX AIRFLOW		MAX PRESSURE		Lp dB(A) 3 m	MAX °C*	KG
								m³/h	l/s	mmH ₂ O	Pa			
SINGLE-PHASE	TRM 10 E 4P	15115	220-240	100	0.50	4	1400	1100	306	22	216	56	90	14.5
	TRM 15 E 4P	15205	220-240	150	0.70	4	1400	1440	389	26	255	58.5	80	15
	TRM 20 E 4P	15216	220-240	280	1.30	4	1415	2600	722	36	353	62	85	22
	TRM 30 E 4P	15356	220-240	400	1.80	4	1425	3300	917	44	432	67	70	23
	TRM 50 E 4P	15556	220-240	800	3.70	4	1480	4800	1333	55	540	72.5	80	28
	TRM 70 E 4P	15070	220-240	1000	4.35	4	1415	6400	1778	67.5	662	77	90	79
THREE-PHASE	TRT 10 E 4P	15155	400	100	0.30	4	1400	1100	306	22	216	56	90	14.5
	TRT 15 E 4P	15255	400	150	0.30	4	1400	1400	389	26	255	58.5	90	15
	TRT 20 E 4P	15215	400	300	0.60	4	1400	2700	750	35	343	62	90	22
	TRT 30 E 4P	15355	400	400	0.75	4	1400	3200	889	46	451	67	90	23
	TRT 50 E 4P	15555	400	800	1.45	4	1400	4900	1361	61	598	72.5	90	28
	TRT 70 E 4P	15071	400	950	1.85	4	1440	6400	1778	69	674	77	90	77
	TRT 70 E 6P	15072	400	600	1.30	6	950	7000	1944	38	373	74	90	80
	TRT 100 E 4P	15073	400	1900	3.25	4	1420	10000	2778	84.5	830	84	70	81
	TRT 100 E 6P	15074	400	1100	2.30	6	950	10800	3000	48	471	77	85	117
	TRT 100 E 8P	15075	400	930	2.10	8	715	11000	3056	34	334	71	80	127
	TRT 150 E 6P	15076	400	1930	3.45	6	930	15000	4167	61	598	80	80	128
	TRT 150 E 8P	15077	400	1600	3.10	8	715	15000	4167	45	441	74	75	132
	TRT 180 E 6P	15078	400	3100	5.95	6	970	16000	4444	79	775	83	80	130
	TRT 210 E 6P	15079	400	3400	6.40	6	980	18000	5000	79	775	84	70	180

* Maximum continuous operating temperature of the product.

NOTE:

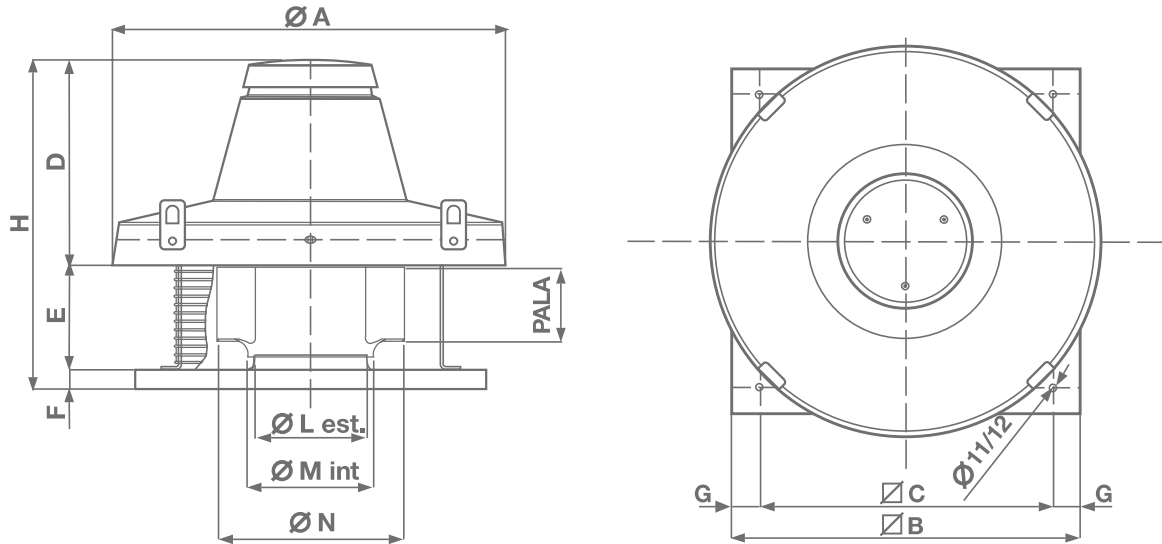
The appliance are designed so that they are able to operate at an air temperature more than 60°C.



INDUSTRIAL VENTILATION

TORRETTE TR-E RANGE

DIMENSIONS



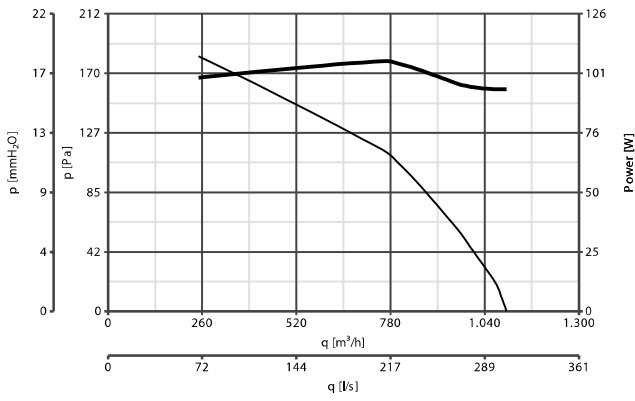
PRODUCTS	IMPELLER	ØA	ØB	ØC	D	E	F	G	H	ØL	ØM	ØN	BLADE
TR 10 E 4P	283x101	600	410	357	310	108	38	26.5	456	170	187.5	283	101
TR 15 E 4P	315x100	600	410	357	310	108	38	26.5	456	182	199	315	100
TR 20 E 4P	395x125	780	550	500	398	128	38	25	554	219	236.5	359	125
TR 30 E 4P	404x140	780	550	500	398	146	38	25	582	244	265.5	404	140
TR 50 E 4P	454x160	780	550	500	398	173	38	25	609	278	298	454	160
TR 70 E 4P	500x160	1015	830	750	449	283	38	40	770	328	335	504	160
TR 70 E 6P	560x180	1015	830	750	449	283	38	40	770	365	375	564	180
TR 100 E 4P	560x180	1015	830	750	449	283	38	40	770	365	375	564	180
TR 100 E 6P	630x224	1165	980	900	605	383	38	40	1026	415	421	635	224
TR 100 E 8P	710x224	1165	980	900	605	383	38	40	1026	465	472	715	224
TR 150 E 6P	710x250	1165	980	900	605	383	38	40	1026	465	472	715	250
TR 150 E 8P	800x250	1165	980	900	605	383	38	40	1026	520	529	805	250
TR 180 E 6P	800x224	1165	980	900	605	383	38	40	1026	520	529	805	224
TR 210 E 6P	800x250	1165	980	900	605	383	38	40	1026	520	529	805	250

Dimensions (mm)

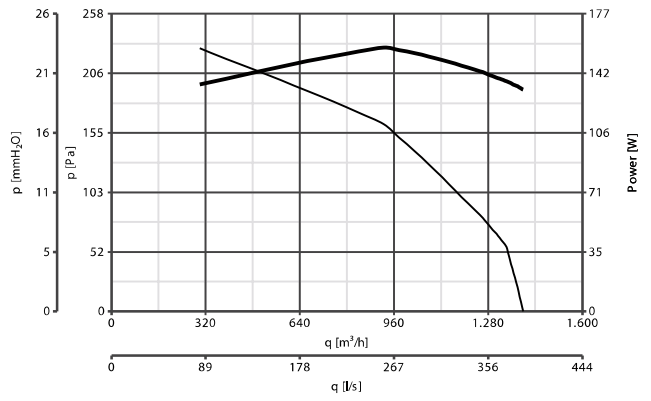


PERFORMANCE CURVES

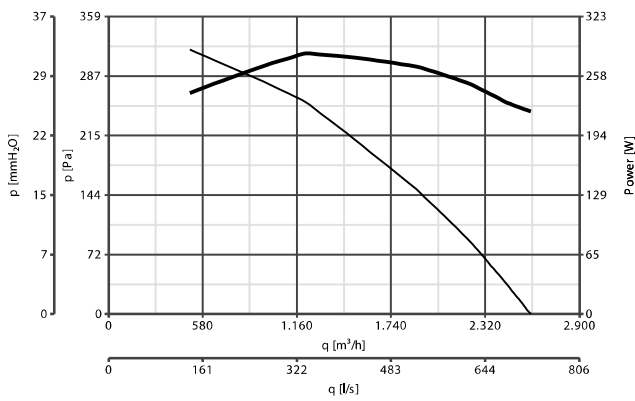
TRM 10 E 4P



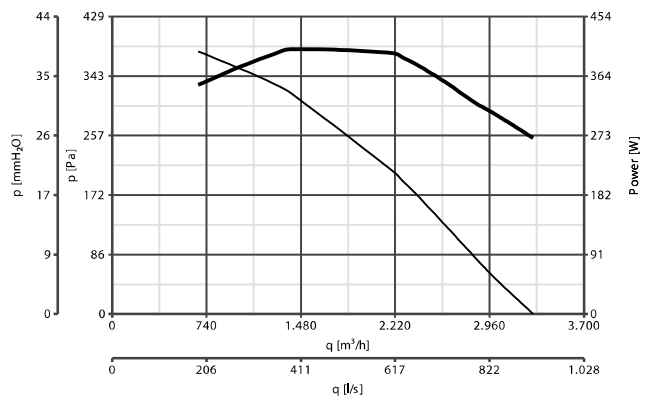
TRM 15 E 4P



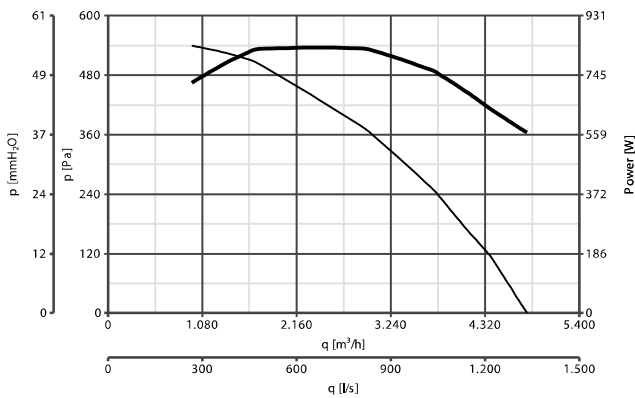
TRM 20 E 4P



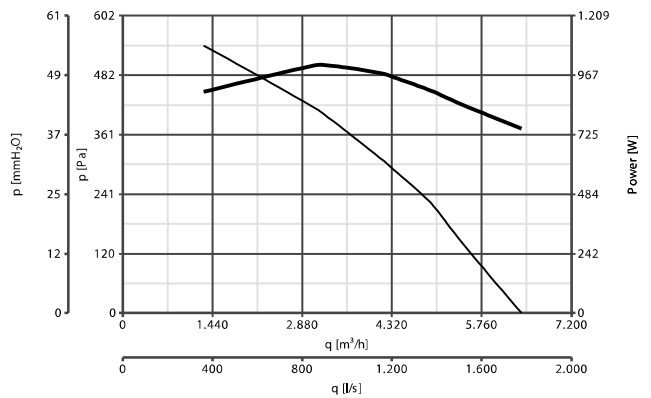
TRM 30 E 4P



TRM 50 E 4P



TRM 70 E 4P



Power consumption
 Delivery

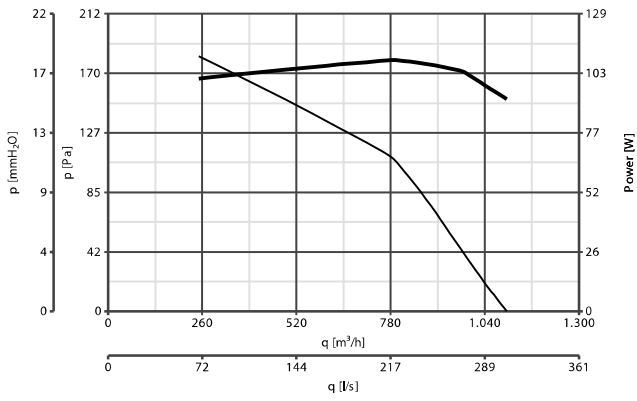


INDUSTRIAL VENTILATION

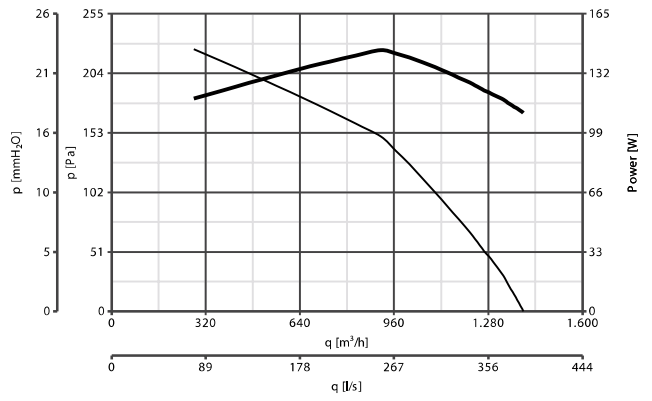
TORRETTE TR-E RANGE

PERFORMANCE CURVES

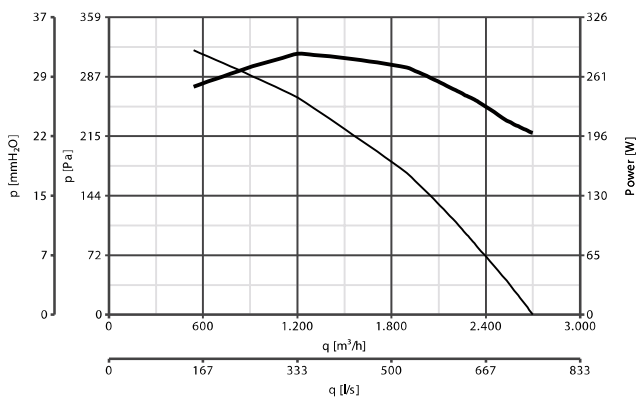
TRT 10 E 4P



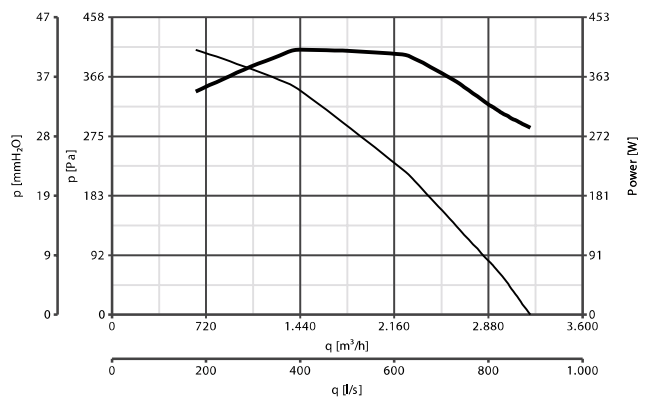
TRT 15 E 4P



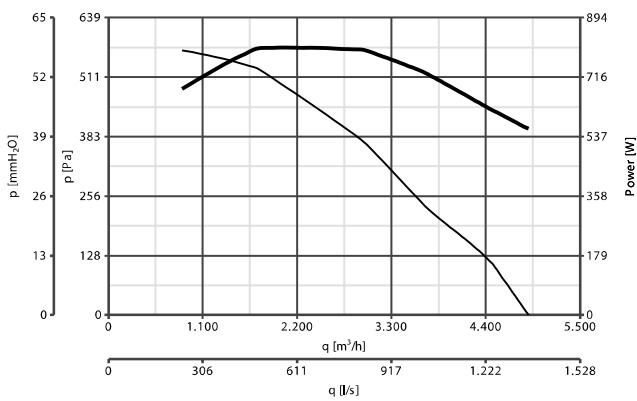
TRT 20 E 4P



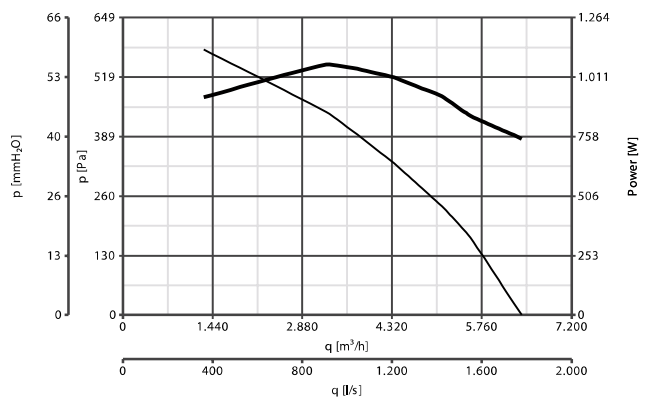
TRT 30 E 4P



TRT 50 E 4P



TRT 70 E 4P

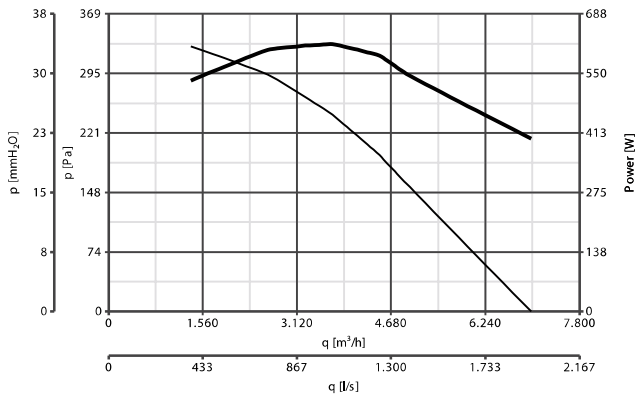


Power consumption
 Delivery

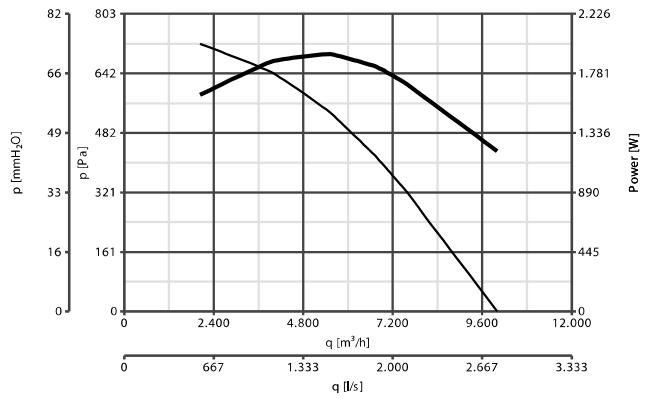


PERFORMANCE CURVES

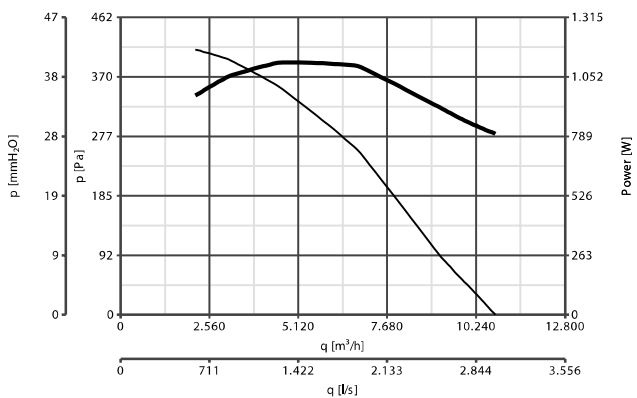
TRT 70 E 6P



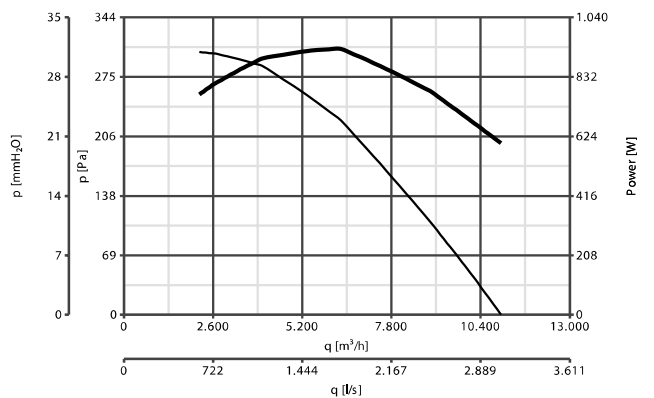
TRT 100 E 4P



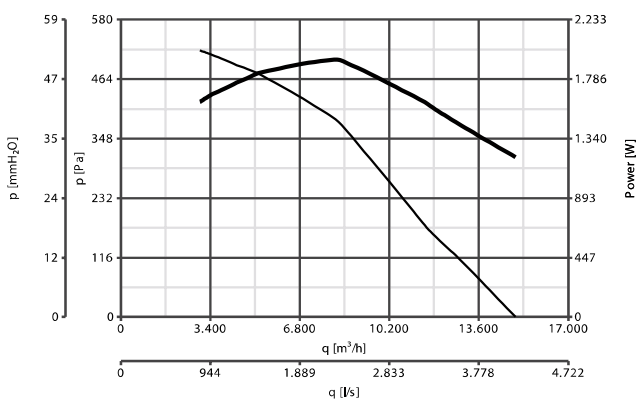
TRT 100 E 6P



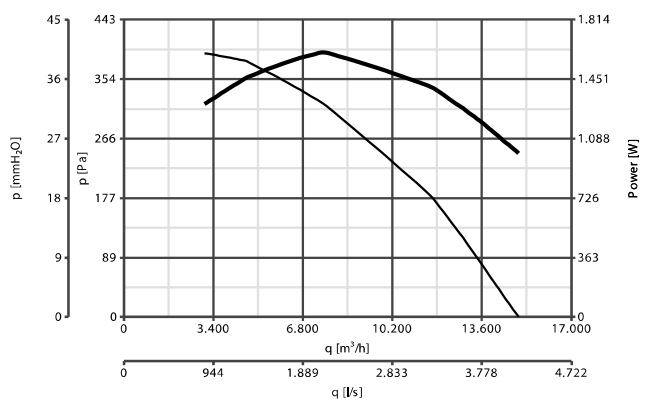
TRT 100 E 8P



TRT 150 E 6P



TRT 150 E 8P



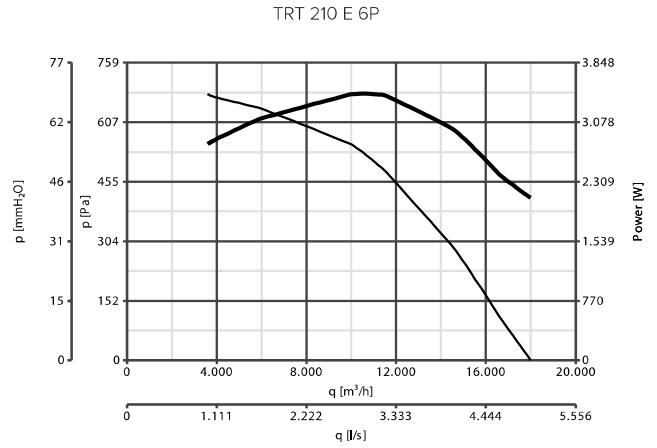
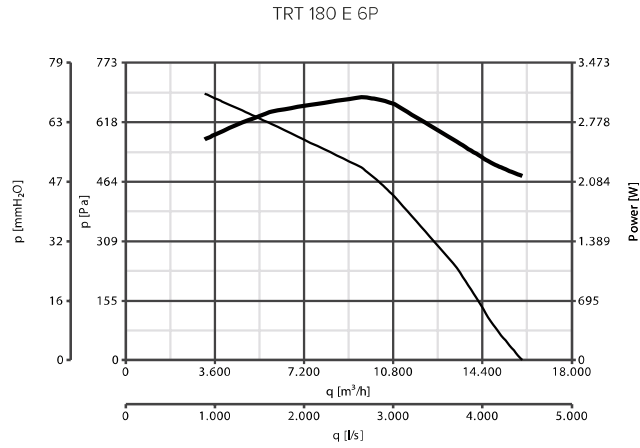
— Power consumption
— Delivery



INDUSTRIAL VENTILATION




TORRETTE TR-E RANGE

PERFORMANCE CURVES









— Power consumption
— Delivery

ACCESSORIES

MODELS	DESCRIPTION	CODE	PRODUCTS
 TR-CU - Sub-frame	10/15	22511	15115 - 15155 - 15205 - 15255
	20/30/50	22512	15215 - 15216 - 15355 - 15356 - 15555 - 15556
	70/100	22539	15070 - 15071 - 15072 - 15073
	100/150/180/210	22540	15074 - 15075 - 15076 - 15077 - 15078 - 15079
 TR-B - Suction connector	10/15	22600	15115 - 15155 - 15205 - 15255
	20/30/50	22610	15215 - 15216 - 15355 - 15356 - 15555 - 15556
	70/100	22508	15070 - 15071 - 15072 - 15073
	100/150/180/210	22509	15074 - 15075 - 15076 - 15077 - 15078 - 15079
 TR-G - Intake port protection grille	10/15	22700	15115 - 15155 - 15205 - 15255
	20/30/50	22710	15215 - 15216 - 15355 - 15356 - 15555 - 15556
	70/100	22506	15070 - 15071 - 15072 - 15073
	100/150/180/210	22507	15074 - 15075 - 15076 - 15077 - 15078 - 15079



CONTROLLERS

MODELS	DESCRIPTION	CODE	PRODUCTS
	IRM 30 - Three position single-phase speed controller	12921	15115 - 15205
	IRM 40 - Three position single-phase speed controller	12922	15216 - 15356
	IRM 50 - Three position single-phase speed controller	12928	15556
	IRT 15 - Three position single-phase speed controller	12923	15155 - 15215 - 15255
	IRT 35 - Three position single-phase speed controller	12924	15072 - 15075 - 15355 - 15555
	IRT 40 - Three position single-phase speed controller	12927	15071 - 15074
	IREM 3 - Single-phase speed controller 3A	12931	15115 - 15205 - 15216 - 15356
	IREM 5 - Single-phase speed controller 5A*	12932	15070 - 15115 - 15205 - 15556
	IRET 6 - Three-phase speed controller 6A	12934	15071 - 15072 - 15074 - 15075 - 15076 - 15077
	C 1.5 - Speed controller 1.5A	12966	15155
	IREM INVERTER 4 M - Single-phase speed controller INVERTER**	12815	15115 - 15205 - 15216 - 15356
	IREM INVERTER 6 M - Single-phase speed controller INVERTER**	12818	15556 - 15070
	IRET INVERTER 2.5 M - Three-phase speed controller INVERTER**	12816	15155 - 15255 - 15215 - 15355 - 15555 - 15071 - 15072 - 15075
	IRET INVERTER 5 M - Three-phase speed controller INVERTER**	12817	15073 - 15074 - 15076 - 15077
	IRET INVERTER 8 M - Three-phase speed controller INVERTER**		15078 - 15079
	POT - Potentiometer	12828	12815 - 12816 - 12817 - 12818
	TR-CVT - Three-phase speed switch	22910	15155 - 15215 - 15255 - 15355 - 15555

* Can control multiple fans up to a maximum 5A

** To adjust a regulator with inverter, combine a 0-10V potentiometer as code 12828