



## CA MD E RF RANGE

Painted steel sheet mixed flow roof fans

Painted steel sheet mixed flow roof fans. Installed at the end of the ventilation duct, effectively and economically meet the ventilation needs of commercial or industrial premises (laboratories, bars, restaurants, laundries, gyms, etc.) with a roof-mounted exhaust.


### VERSIONS

8 models, with nominal diameter between 100 and 315 mm.

### KEY FEATURES

- Excellent price-to-performance ratio
- Built to withstand weathering and high temperatures.
- Extremely reliable and low maintenance.
- Wide continuous operation temperature range.
- Fully compliant with Reg. ErP 2018 N. 1253/2014.

### TECHNICAL FEATURES

- Pickled, phosphate-coated steel sheet casing and roof fixing plates that have been painted with polyester paint against aggressive weathering.
- Motor-holder built into the boxes housing the mains connection terminals and the flow conditioner fins, constructed in self-extinguishing plastic resin (V0).
- Plastic resin covering that is resistant to weathering and to ageing induced by UV rays ("UV resistant").
- 3-speed fans that can be set using optional device TRIO-CA (code 12869), composed of:
  - AC motors with thermal overload cut-out and shafts turning on ball bearings to guarantee long lasting continuous service (at least 30,000 h) at the maximum plate temperature.
  - Centrifugal impellers with backward curved blades in heat-resistant plastic resin loaded with glass fibres to combine structural strength and dimensional stability.
- Possibility of connecting to remote environmental temperature, humidity, smoke and presence sensors (optional).
- Performance and safety certified by third party body (IMQ).
- Protection rating from dusts and water: IP44 (appliance ducted in extraction and delivery).
- Insulation Class: II .



TECHNICAL DATA

Models	Code	V~50/60	Max Airflow					Max Pressure		LP DB(A) 3m*	Max °C	KG
			W min/med/max	A min/med/max	RPM min/med/max	m³/h min/med/max	l/s min/med/max	mmH₂O min/med/max	Pa min/med/max			
CA 100 MD E RF	16140	220-240	12 24 50	0,13 0,18 0,23	900 1555 2405	95 167 265	26,3 46 73,6	27,7 39,7 39,7	272,2 389,3 389,3	27,3 - 37,5	50	4,6
CA 125 MD E RF	16141	220-240	12 24 50	0,13 0,18 0,23	915 1538 2405	118 200 312	32,7 55,5 86,6	16,5 34,8 36,3	161,8 340,8 356,1	21,5 - 40,2	50	4,6
CA 150 Q MD E RF	16142	220-240	12 24 50	0,13 0,18 0,23	963 1608 2430	122 207 312	33,8 57,5 86,6	7,2 21,7 31,4	70,7 212,8 307,9	23,8 - 37,5	50	7,5
CA 150 MD E RF	16183	220-240	33 45 85	0,33 0,37 0,39	1240 1660 2630	230 310 490	63,8 86,1 136,1	31,3 41,2 44	307,6 404,7 432,1	24,6 - 43,8	55	7,5
CA 160 MD E RF	16184	220-240	33 45 88	0,33 0,37 0,39	1300 1740 2655	245 325 500	68 90 138	20,5 32,9 40,5	201 322,6 400	30,4 - 44,8	55	9
CA 200 MD E RF	16185	220-240	33 45 95	0,33 0,37 0,42	1156 1465 2555	310 395 700	86,1 109,7 194,7	31,9 41,3 44,9	313,4 405,5 440,6	23 - 31,7	55	9,6
CA 250 MD E RF	16186	220-240	48 80 130	0,47 0,57 0,57	1195 1752 2665	385 570 850	106,9 158,3 236,1	39,1 53,2 56,3	384,1 521,5 552,2	28,6 - 43,8	50	10
CA 315 MD E RF	16187	220-240	48 80 130	0,48 0,57 0,57	1186 1755 2590	370 565 865	102,7 156,9 240,2	37,6 55,2 58,5	368,9 542,1 573,7	32,8 - 40,7	50	12

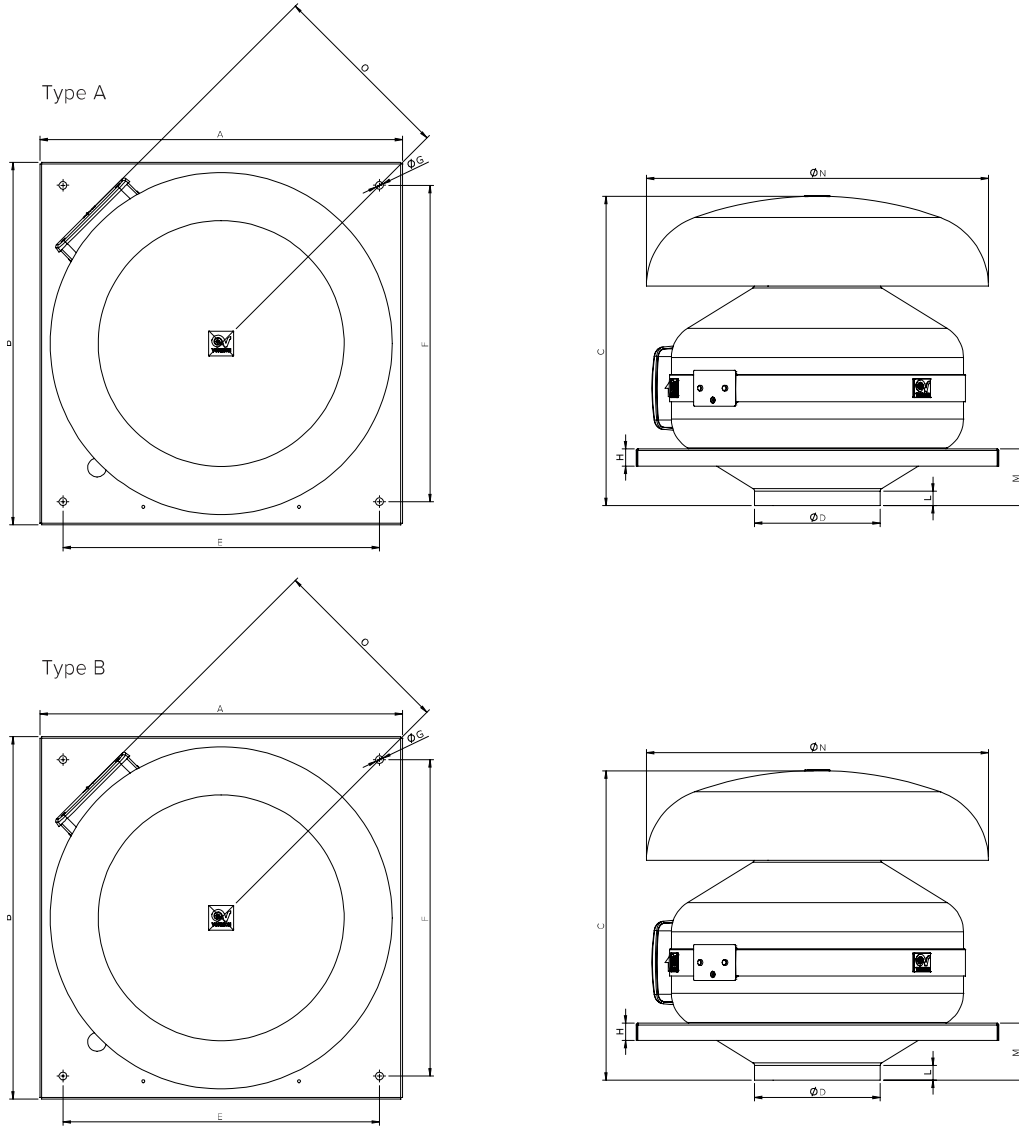
\* Sound pressure level measured at 3 m in free field conditions with long-cased appliance in delivery mode in accordance with standard EN ISO 9614.

ENERGY DATA FOR REGULATION N° 1254/2014/UE

	UNIT OF MEASURE	CA 100 MD E RF	CA 125 MD E RF	CA 150 Q MD E RF	CA 150 MD E RF
CODE		16140	16141	16142	16183
Supplier's name or trade mark	-	Vortice	Vortice	Vortice	Vortice
SFPint	W(m³/s)	NA*	NA*	NA*	NA*
Declared typology	-	NRVU-U**	NRVU-U**	NRVU-U**	NRVU-U**
Type of drive	-	MSD***	MSD***	MSD***	MSD***
Type of heat recovery system HRS	-	None	None	None	None
Nominal NRVU flow rate	m³/s	0,06967	0,08597	0,08589	0,13508
Effective electric power input	kW	0,051	0,051	0,050	0,089
Face velocity at design flow rate	m/s	8,87024	7,00565	4,86032	7,64415
Nominal external pressure (Δps, ext)	Pa	108	29	29	69
Internal pressure drop of ventilation components (Δps,int)	Pa	110	154	154	213
Internal pressure drop of non-ventilation components (Δps,add)	Pa	0	0	0	0
Static efficiency of fans used in accordance with Regulation (EU) N. 327/2011	%	29,8	30,8	31,4	42,8
Declared maximum internal leakage rate of the casing of ventilation units	%	NA*	NA*	NA*	NA*
Declared maximum external leakage rate of the casing of ventilation units	%	NA*	NA*	NA*	NA*
Energy performance energy or classification of the filters	-	NA*	NA*	NA*	NA*
Description of visual filter warning	-	NA*	NA*	NA*	NA*
Casing sound power level	LWA[dB(A)]	38	40		44

\*NA: Not applicable - \*\*RVU-U: Non Residential Ventilation Unit - Unidirectional - \*\*\*MSD: Multi-Speed Drive

**DIMENSIONS**



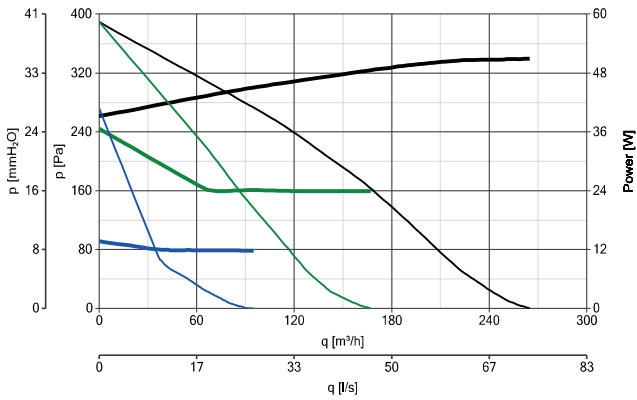
MODELS	TYPE	A	B	C	ØD	E	F	ØG	H	L	M	ØN	O
CA 100 MD E RF	B	334	334	305	97	280	280	9	20	15	35	300	198
CA 125 MD E W	B	334	334	305	122	280	280	9	20	23	35	300	198
CA 150 Q MD E RF	B	334	334	305	147	280	280	9	20	30	35	300	198
CA 150 MD E RF	A	424	424	365	147	370	370	9	20	17	47	400	220
CA 160 MD E RF	B	424	424	365	157	370	370	9	20	18	47	400	250
CA 200 MD E RF	B	424	424	365	197	370	370	9	20	20	49	400	250
CA 250 MD E RF	A	489	489	367	247	435	435	9	20	38	41	400	220
CA 315 MD E RF	A	489	489	415	312	435	435	9	20	36	65	534	250

Dimensions (mm)

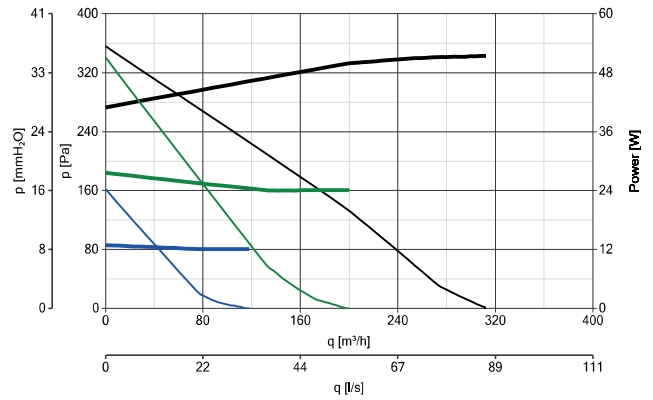


PERFORMANCES CURVES

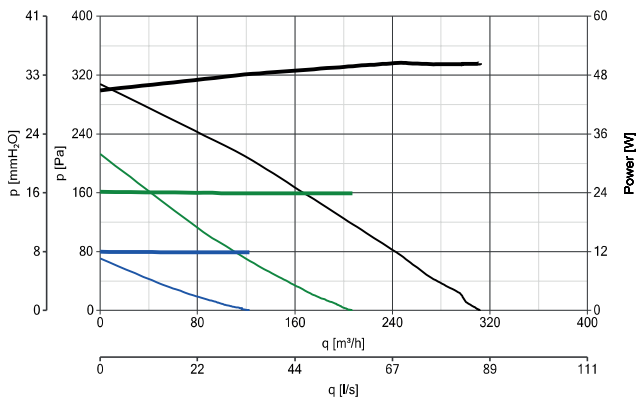
CA 100 MD E RF



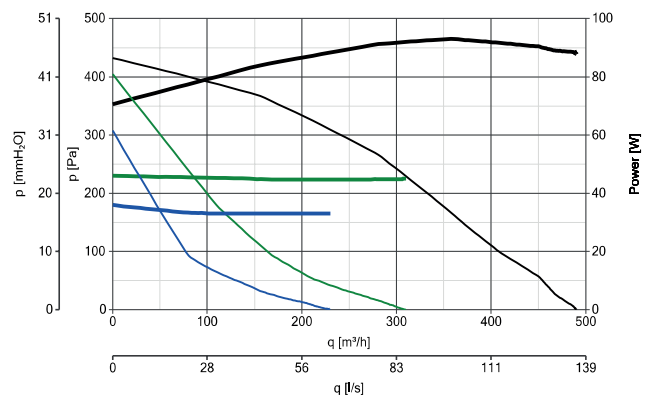
CA 125 MD E RF



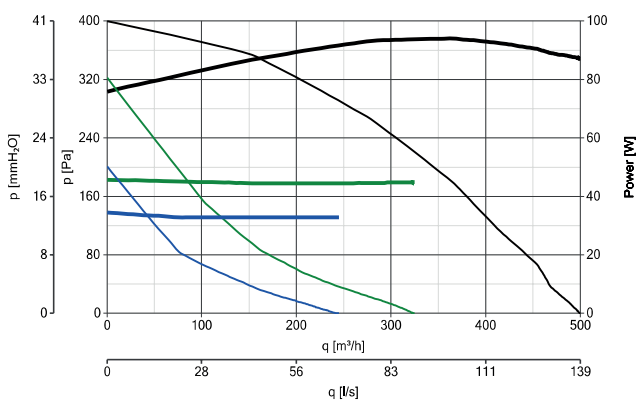
CA 150 Q MD E RF



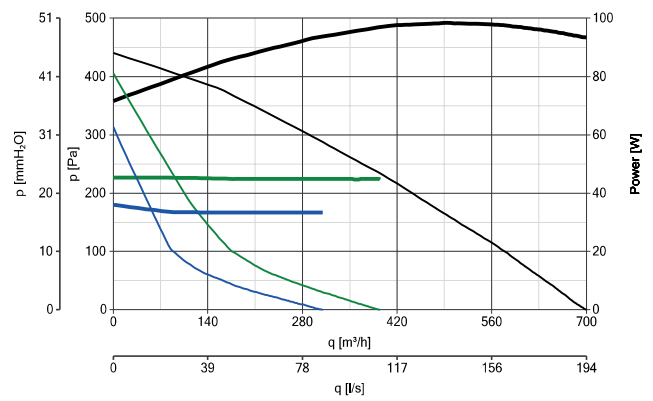
CA 150 MD E RF



CA 160 MD E RF



CA 200 MD E RF



POWER CONSUMPTION  
 — max  
 — med  
 — min

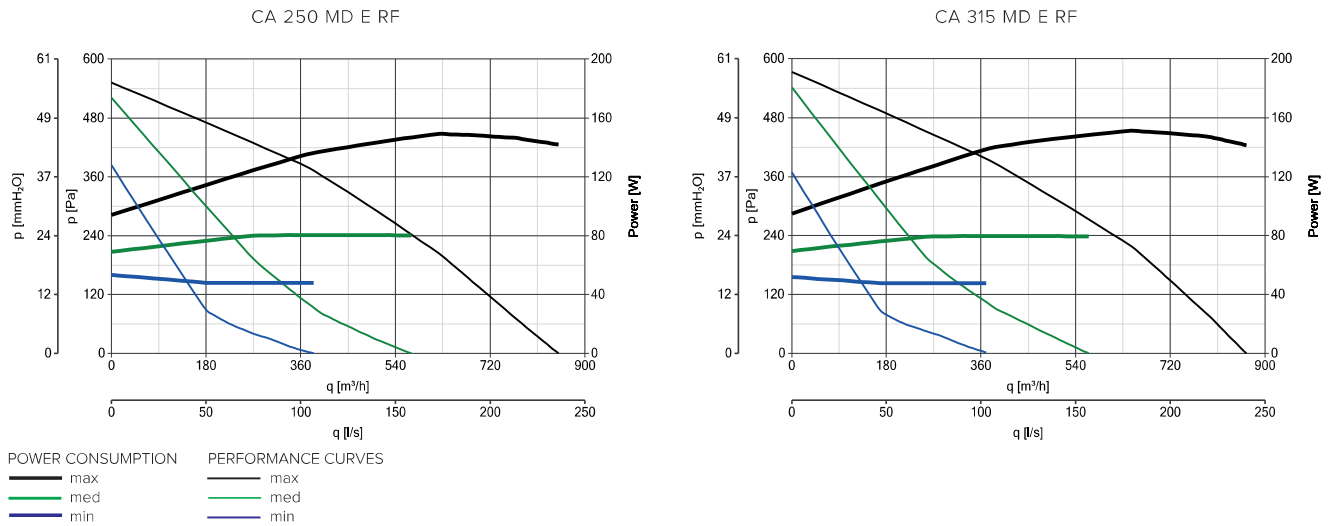
PERFORMANCE CURVES  
 — max  
 — med  
 — min



# COMMERCIAL VENTILATION




CA MD E RF RANGE

## PERFORMANCES CURVES







**CONTROLLERS**

MODELS	DESCRIPTION	CODE	PRODUCT
	<b>C 1.5</b> - ELECTRONIC SPEED CONTROLLER 1.5 A	12966	ALL PRODUCTS
	<b>C 2.5</b> - ELECTRONIC SPEED CONTROLLER 2.5 A	12967	ALL PRODUCTS
	<b>KIT SCB</b> - BUILT-IN CONTROLLER ADAPTOR	22481	12966 - 12967
	<b>TRIO</b> - 3 SPEED SWITCH FOR WALL AND FLUSH MOUNTING INSIDE UNI 503 STANDARD ELECTRIC BOXES	12869	ALL PRODUCTS

**ACCESSORIES ON REQUEST**

MODELS	DESCRIPTION	CODE	PRODUCT
		100 22750	16140
		125 22755	16141
		150 22760	16142 - 16183
	<b>CA-G</b> - PROTECTION GRILLE	160 22762	16184
		200 22765	16185
		250 22770	16186
		315 22775	16187
	<b>CARF-C 125</b> - SUB-FRAME	22543	16140 - 16141
	<b>CARF-C 150/160/200</b> - SUB-FRAME	22544	16142 - 16183 - 16184 - 16185
	<b>CARF-C 250/315</b> - SUB-FRAME	22545	16186 - 16187