

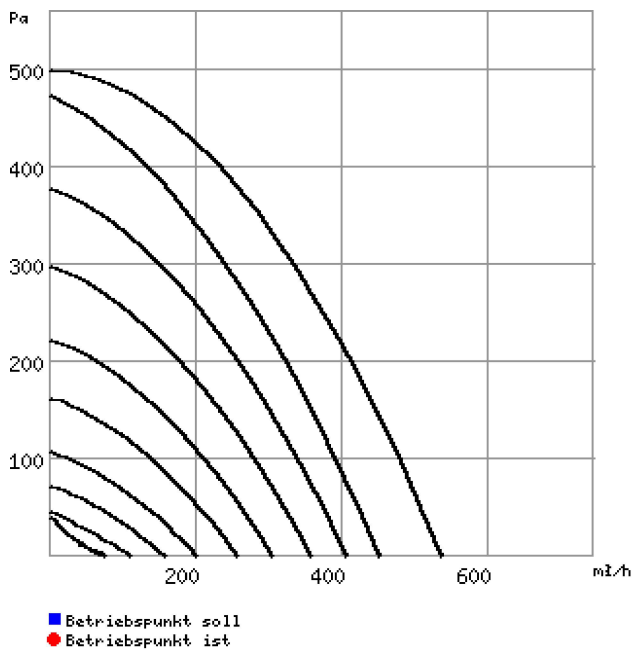
Product 40054 KWL 500 W L

Image



Characteristics

Static pressure Pa



Air flow volume m³/h

Properties

Ref.no.	40054 - 001	
Model	KWL 500 W L	
Description	Ventilation unit with heat recovery, left-hand version EC-motors Automatic bypass and Web-server	
Actual pressure	static	
Actual volume		
Max. Vol.	490 m³/h	
Speed		
FLC un-controlled	2.50 A	
STC un-controlled		
Power consumption	0.58 kW	
Voltage	230 V / 1 ph / 50 Hz	
Max.temp.	40 °C	
Wiring diagram no.	1433	
Weight	58.00 kg	
Delivery time	On request	
Acoustic data:		
Sound in-duct	55 in 1 m	
Case breakout	47 in 1 m	
Intake	Hz	Total
Lwa Intake	dB(A)	63 74 67 57 52 45 36 28
Lwa Extract	dB(A)	63 74 67 55 50 44 36 31
Lwa Breakout	dB(A)	55 48 50 47 47 43 40 30

Description

KWL 500 W L

Ventilation unit with heat recovery, left-hand version

EC-motors

Automatic bypass and Web-server

Compact unit with heat recovery for balanced ventilation of residential buildings and apartments. Equipped with EC fans for low energy consumption and a highly efficient plastic heat exchanger.















Equipped with ISO Coarse 65% (G4) filter for the outside and exhaust air as standard: An ISO ePM1 50% (F7) fine filter for the outside air is optionally available, which can also be integrated into the unit. Filter change possible without tools.

The unit is equipped with a modern Helios easyControls3 control.

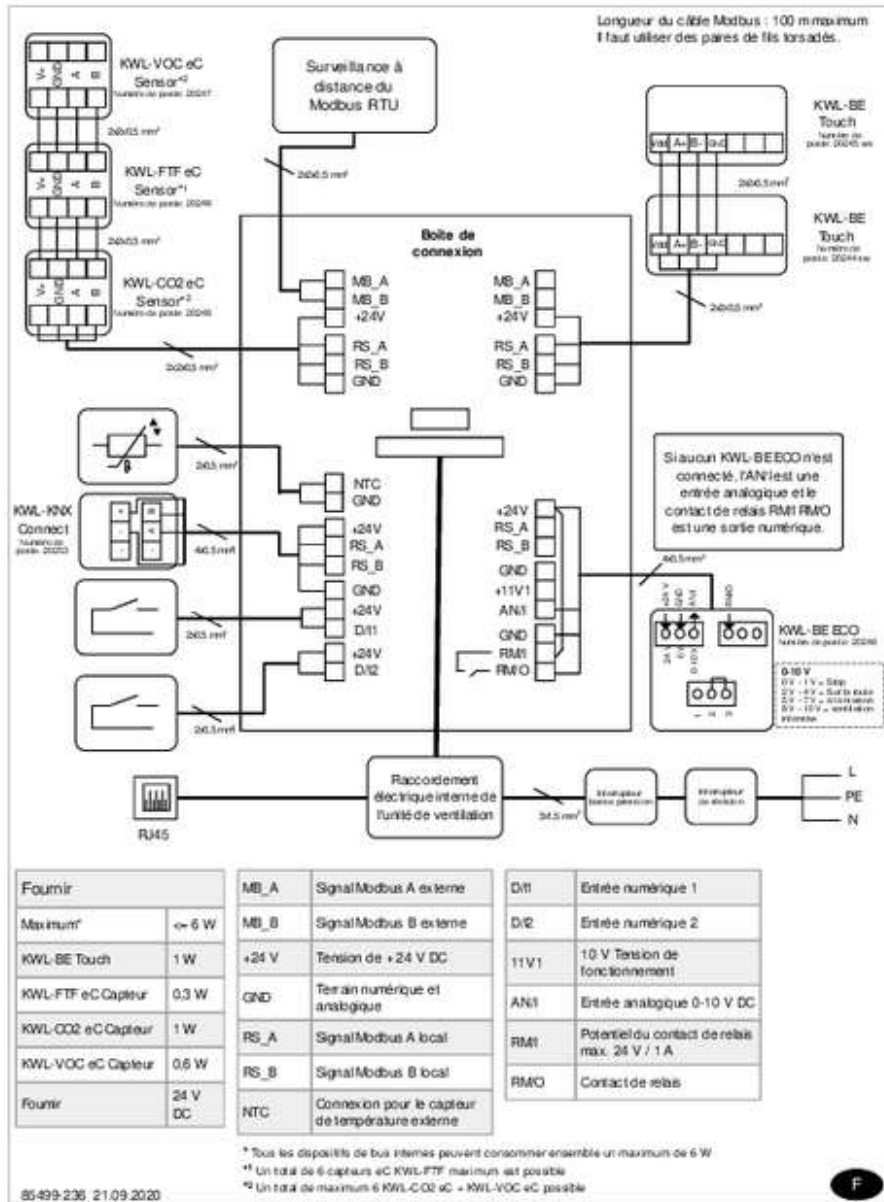
The unit is operated either via an external control element or via the integrated LAN interface via PC / laptop or mobile devices. Operation via cloud is also possible while on the move. The standard built-in humidity sensor and other optionally available external air quality sensors enable automatic and demand-controlled ventilation.

The integrated Modbus / RTU interface or an optional KNX module are available for connection to the building management system.

Accessories

Image	Ref.no.	Model	Description	Group
	39	ELF-KWL 450/4/4 - 500/4/4	Spare filter set for KWL EC 450 1 p. G4 extract air, 1 p. G4 supply air	K
	42	ELF-KWL 450/500/7	SPARE FILTER FOR KWL 450 CLASS F7	K
	4199	ELF-KWL 500 AK	Replacement air filter KWL EC 500 1 pc. activated carbon	K
	20246	KWL BE Eco	Slide switch controller element 3-step with LED, for flush-mounted installation	K
	20244	KWL BE Touch bl	Touch controller element 2,3\, for flush-mounted installation black	K
	20245	KWL BE Touch wh	Touch controller element 2,3\, for flush-mounted installation white	K
	20248	KWL-CO2 eC	Room sensor CO2 for easyControls	K
	897	KWL-ET 500	ENTHALPY HEAT EXCHANGER FOR KWL 500	K
	4262	KWL-EVH 500 W	Electric pre-heater battery to KWL EC 500W 1,0 kW	K
	20249	KWL-FTF eC	Room sensor FTF for easyControls	K
	20253	KWL-KNX Connect	KNX Bus module for Helios easyControls and for switch cabinet installation	K
	20247	KWL-VOC eC	Room sensor VOC for easyControls	K
	3415	RVBD 160 K	Duct connector spigot, short, DN 160 with seal	K
	9589	RVBD 180/160	AXIAL-HOCHLEISTUNGSVENTILATOR	K

Wiring diagram



Dimensions

