



PUNTO RANGE

Wall/window axial fans

For intermittent or continuous ventilation of bathrooms, toilets, kitchens or utility rooms in domestic or commercial properties.



- **40 models:** from Ø 100 to 150 available with or without the option of automatic shutters, timer, pull cord, humidistat, electronic microprocessor and Passive infrared.
- Motor with shielded poles, either with bronze or ball bearings, and with thermal cut-out.
- Motor support and grille made of anti-UV ABS.
- High airflow rate, low operating noise level and low power consumption due to the wing profile blades and motor support.
- The standard models can be speed regulated.
- Protection rating: IPX4.
- Insulation class: II. □

Design: F. Trabucco & Associates


Punto 12V.

- **2 models:** available with or without automatic shutters; In the automatic version the shutters positioned behind the front grille automatically open and close slowly when the unit is operated.
- The shutters are made from shockproof, anti-UV-treated plastic.
- 12V motor with shielded poles, bronze bearings and thermal cut-out.
- Insulation: Selv Cl.III.

Punto T-HCS.

- **3 models:** adjustable RH threshold at 60%, 70%, 80%, 90% by mean of a slide switch during installation.
- Smart working mode: the product automatically switches on when the indoor relative humidity level exceeds the pre-set value. A timer automatically switches off the product when the relative humidity decreases under the pre-set limit.

Wiring diagrams shown from page 458

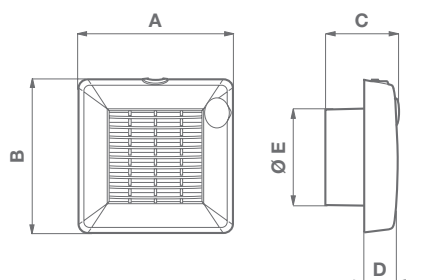


TECHNICAL DATA

Models	Code	V~50Hz	W	A	RPM	Max Airflow		Max Pressure		Lp dB(A) 3 m	Max °C	
						m³/h	l/s	mmH₂O	Pa			
M 100/4"	11201	230 - 240	18	0.1	2300	90	25	3	29	37.5	50	
M 100/4" 12V	11203											
M 120/5"	11301		20	0.12	2100	175	48.6	4.5	44			39.5
M 150/6"	11401		30	0.15								



DIMENSIONS








Models	A	B	C	D	Ø E	Kg
M 100/4"	159	160	100	47	99	0.6
M 120/5"	179	181	110		119	0.8
M 150/6"	214	215	117		156	1.1

Dimensions (mm)

Punto		STANDARD	LONG LIFE 30.000 h
Ø100	Basic	11201	11202
	Timer	11211	11212
	12V	11203	-
	Pull Cord	11641	-
	Automatic	11221	11222
	Automatic Timer	11231	11232
	Automatic T-PIR		11684
	Automatic T-HCS	-	11616
	Automatic 12V	11223	-
	Automatic Pull Cord	11646	-
Ø120	Basic	11301	11302
	Timer	11311	11312
	Pull Cord	11741	
	Automatic	11321	11322
	Automatic Timer	11331	11332
	Automatic T-PIR	-	11784
	Automatic T-HCS	-	11692
	Automatic Pull Cord	11746	-
Ø150	Basic	11401	11402
	Timer	11411	11412
	Timer PIR	11851	-
	Automatic	11421	11422
	Automatic Timer	11431	11432
	Automatic T-PIR	-	11884
	Automatic T-HCS	-	11698
	Automatic Pull Cord	11856	-

PRODUCT ACCESSORIES

Models	Description	Code	Product
	C 1.5 Electronic speed controller 1.5 A	12966	11201 - 11202 - 11301 - 11302 - 11401 - 11402
	SCNRB Electronic speed controller built-in	12971	11201 - 11202 - 11301 - 11302 - 11401 - 11402
	SCB KIT Built-in controller adaptor for C 1.5	22481	12966
	GA 12V	22150 22151	11203 - 11223
	F 100/4" Kit to window-mount	22131	for all products
	F 120/5" Kit to window-mount	22132	for all products (except 11203 - 11223)
	F 150/6" Kit to window-mount	22133	for all products (except 11203 - 11223)
	S 100/4" Ceiling kit	22154	11150 - 11153 - 11201 - 11202 - 11203 - 11211 - 11212 - 11681 - 11682 - 11221 - 11222 - 11223 - 11231 - 11232 - 11683 - 11684 - 11616
	S 120/5" Ceiling kit	22155	11301 - 11302 - 11311 - 11312 - 11781 - 11782 - 11321 - 11322 - 11331 - 11332 - 11789 - 11784 - 11692
	S 150/6" Ceiling kit	22156	11401 - 11402 - 11411 - 11412 - 11881 - 11882 - 11421 - 11422 - 114231 - 11432 - 11883 - 11884 - 11698

Description and sizes on page 126; System components on page 330.

Kit to window-mount



Will allow any Vortice® Punto unit to be fitted to any single or double glazed window.

- The data and performances for the product + kit are IMQ Performance certified.
- The kit consists of closed-cell, expanded-polyethylene gasket and external grille, intermediate flange fitting, spacer, and an anti-UV-threaded ABS ring.
- Glass thickness: 2/3 mm (min) - 17/20 mm (max).
- Insulation class: II.

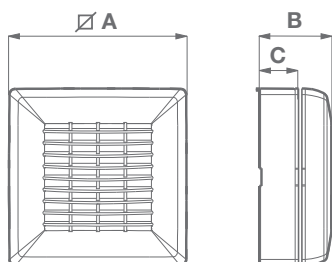


Rubber ceiling kit	code
S 100/4"	22154
S 120/5"	22155
S 150/6"	22156

Dimensions (mm)

- Made of soft rubber to prevent water infiltration and to maintain IPX4 protection on all surfaces.

Models	Kit	V~50Hz	W	A	RPM	Max Airflow		Lp dB(A) 3 m	Max °C
						m³/h	l/s		
M 100/4"	F 100/4"	230-240	18	0.1	2300	85	23.6	38	50
M 120/5"	F 120/5"		20	0.12	2000	140	38.9	40.5	
M 150/6"	F 150/6"		30	0.15	1950	280	77.8	44.5	



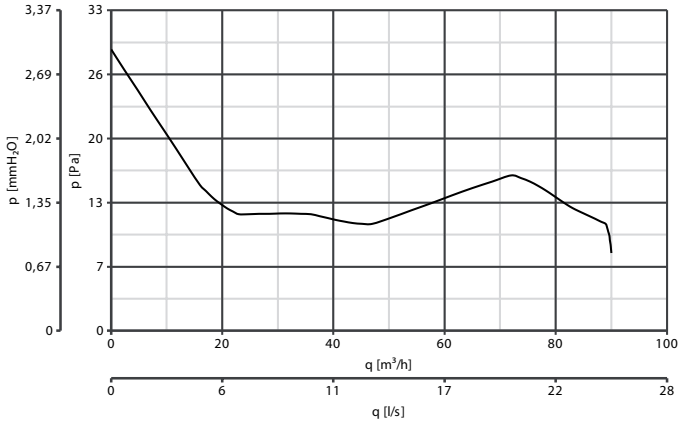
Models	∅A	B	C	∅ glass hole	thickness
M 100/4"	158	69	22	123 ÷ 128	20
M 120/5"	179	80	33	143 ÷ 128	
M 150/6"	213	87	40	178 ÷ 183	

Dimensions (mm)

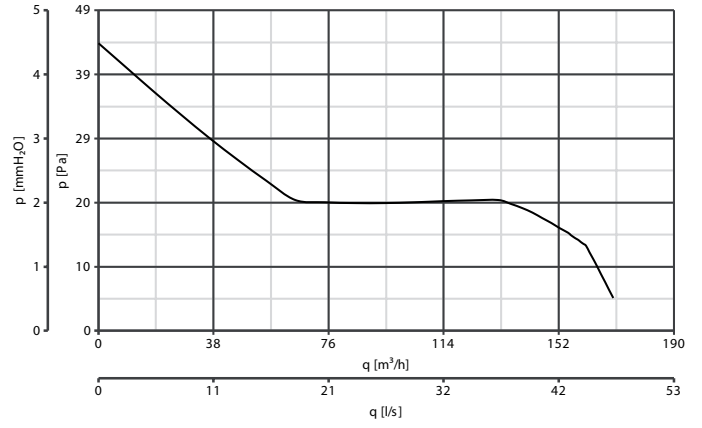


PERFORMANCE CURVES

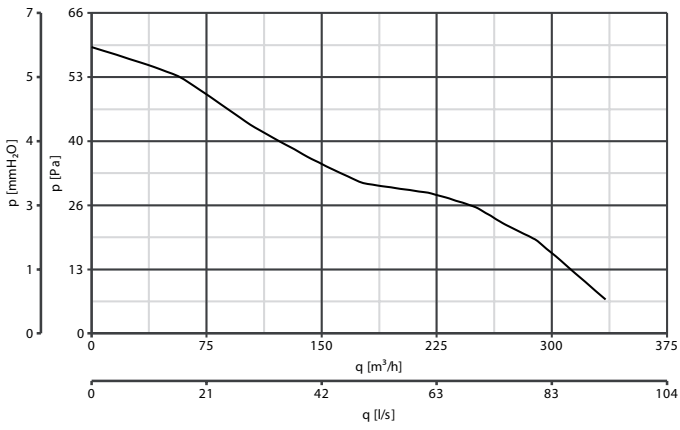
M 100/4" code 11201
M 100/4" code 11203



M 120/5" code 11301



M 150/6" code 11401



— static pressure