

NEW

VORT QUADRO RANGE

CENTRIFUGAL EXTRACTOR FANS FOR
WALL/CEILING INSTALLATION AND
FLUSH MOUNTING WITH OPTIONAL SIDE
EXTRACTION



VENTILATION
AIR CONDITIONING
AIR TREATMENT
HEATING



Highest Performance



Vort Quadro Range

CENTRIFUGAL EXTRACTOR FANS WITH SIDE EXTRACTION



STYLISH

Modern, elegant and practical design - Air extraction on four sides of the appliance has enabled an especially attractive design. In addition, the bodywork is entirely made of anti-UV (no yellowing) ABS thermoplastic resin.
Design F. Trabucco & Associati



EASY

Simple installation and maintenance greatly facilitated. Fitted with the 3 screws supplied, one for safety and two for fastening.



SILENT

More powerful yet quieter thanks to a new design of impeller which gives a significant reduction in noise (third party certified) and power consumption whilst producing an improved airflow



ECO-FRIENDLY


With guaranteed low environmental impact. Recyclable materials have been used and the "Design for Disassembly" technique has been followed (2002/96/EC-WEE)

Air extraction on four sides




Vort Quadro Range

11 MODELS WITH AND WITHOUT TIMER,
HUMIDISTAT AND LL



**WALL/CEILING
INSTALLATION**




The air is extracted laterally through an opening concealed beneath the outer cover and drawn from all around the product. Possible dust deposits are invisible from the outside whereas the outer cover remains perfectly clean.



BACKDRAUGHT SHUTTER

Integrally installed on the appliance, it prevents return air when the appliance is switched off.

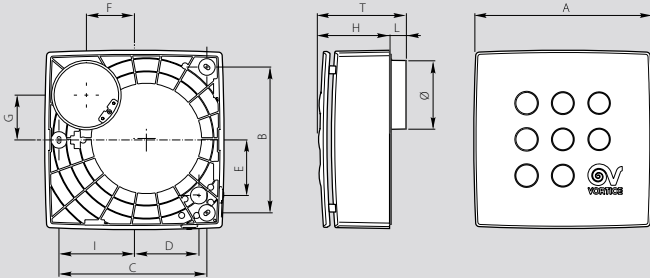


VERSATILE

The decentralized hole of the air outlet enables installation in any corner (right or left). Quadro can be ducted to any spigot position by simply rotating the rear box of the unit. The grille will always remain in the upright position.

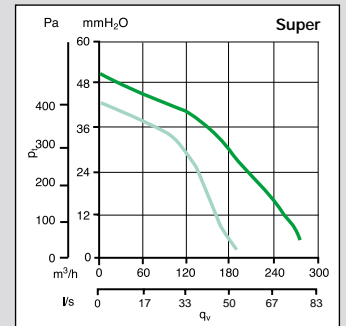
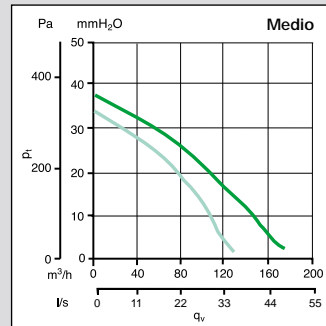
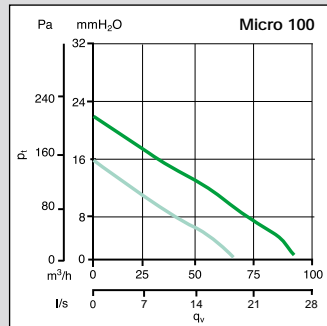
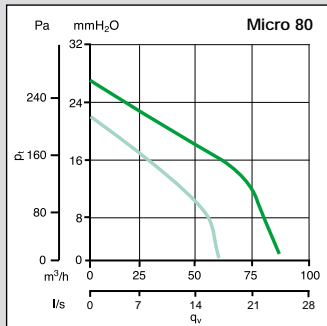
Technical Specifications

DIMENSIONS



	A	B	C	I	E	D	G	F	L	H	T	Ø	Kg
MICRO 80	239	195	197	100	74	85	60	64	20	97	117	73,5	1,79
MICRO 100	239	195	197	100	74	85	60	64	20	97	117	92,5/97	1,80
MEDIO	261	212	215	110	82	95	69	75	20	119	138	92,5/97	2,54
SUPER	290	236	239	125	92	108	81	87	20	144	164	92,5/97	3,77
MICRO 80 T	239	195	197	100	74	85	60	64	20	97	117	73,5	1,81
MICRO 100 T	239	195	197	100	74	85	60	64	20	97	117	92,5/97	1,82
MEDIO T	261	212	215	110	82	95	69	75	20	119	138	92,5/97	2,56
SUPER T	290	236	239	125	92	108	81	87	20	144	164	92,5/97	3,79
MICRO 100 T - HCS	239	195	197	100	74	85	60	64	20	97	117	92,5/97	1,82
MEDIO T - HCS	261	212	215	110	82	95	69	75	20	119	138	92,5/97	2,56
SUPERT - HCS	290	236	239	125	92	108	81	87	20	144	164	92,5/97	3,79

PRESSURE/PERFORMANCE CURVES



TIMER

Vort Quadro products are also available with an adjustable, from 3 to 20 minutes, overrun timer.

LONG LIFE 30.000 h

Vort Quadro range is also available with ball bearing motors for a minimum 30,000 hours operation without mechanical malfunction.

T-HCS Humidity Control System - Timer

The units turns on when relative humidity exceeds 65% and it turns back off when the RH drops back to 65%. When the light is switched off, the unit will continue to run from between 3 to 20 minutes depending on the timer setting.

ACCESSORIES:

Adapter for the diameter on the outlet, it is possible to fit the adapter supplied taking the diameter from 92.5 mm to 97 mm (nominal diameter 100 mm)

ACCESSORIES ON REQUEST:

C 1.5 (code 12966)

For standard versions only

SCB Kit (cod. 22481)

Built-in controller adaptor to convert the regular speed controller into built-in model.

SCNRB (cod. 12971)

Non-reversible speed controller for flush-fitting.

Flow deflector (cod. 22310)

Applicable at outlet port to deflect the airflow at 360°. For models Micro 100, Medio, Super.

Fixed grille (cod. 22010)

For outside walls.

IPX4

The products are protected against jets of water from all directions, making them ideal for installation in humid and wet areas.



Safety IMQ Certified



Data and performance certified by IMQ Performance



CE marked

Vort Quadro Range

3 SIZE RANGES: MICRO, MEDIO, SUPER

TWO SPEEDS

SAFETY FUSE

WASHABLE FILTER

Protects the motor and fan from the debris in the air drawn inside and as a result lengthens the life of the appliance. It can be washed in a washing machine or dishwasher.





Products	Code	V-50 Hz	Watt		A		m³/h		l/s		mmH₂O		Pa		Rpm/1'		LpdB(A) 3m		Insulation	Temp max °C
			max	min	max	min	max	min	max	min	max	min	max	min	max	min	max	min		
MICRO 80	11638	220/240	27	19	0,13	0,10	85	60	24	17	27	22	265	216	1580	1150	37	28,7	□cl. II	50
MICRO 100 / LL	11936/12026	220/240	28	20	0,13	0,10	90	65	25	18	22	16	216	157	1600	1180	39,2	32,3	□cl. II	50
MEDIO / LL	11944/12029	220/240	53	42	0,26	0,20	170	125	47	35	37	34	363	334	1800	1380	43,4	36,7	□cl. II	40
SUPER / LL	11952/12032	220/240	95	65	0,48	0,30	270	185	75	51	50	42	491	412	2040	1400	48,6	41,9	□cl. II	50
MICRO 80T	11648	220/240	27	19	0,13	0,10	85	60	24	17	27	22	265	216	1580	1150	37	28,7	□cl. II	50
MICRO 100 T / LL	11940/12027	220/240	28	20	0,13	0,10	90	65	25	18	22	16	216	157	1600	1180	39,2	32,3	□cl. II	50
MEDIOT / LL	11946/12030	220/240	53	42	0,26	0,20	170	125	47	35	37	34	363	334	1800	1380	43,4	36,7	□cl. II	40
SUPERT / LL	11954/12033	220/240	95	65	0,48	0,30	270	185	75	51	50	42	491	412	2040	1400	48,6	41,9	□cl. II	50
MICRO 100T HCS / LL	11942/12028	220/240	28	20	0,13	0,10	90	65	25	18	22	16	216	157	1600	1180	39,2	32,3	□cl. II	50
MEDIOT HCS / LL	11950/12031	220/240	53	42	0,26	0,20	170	125	47	35	37	34	363	334	1800	1380	43,4	36,7	□cl. II	40
SUPERT HCS / LL	11956/12034	220/240	95	65	0,48	0,30	270	185	75	51	50	42	491	412	2040	1400	48,6	41,9	□cl. II	50

Practical Design



Vort Quadro I Range

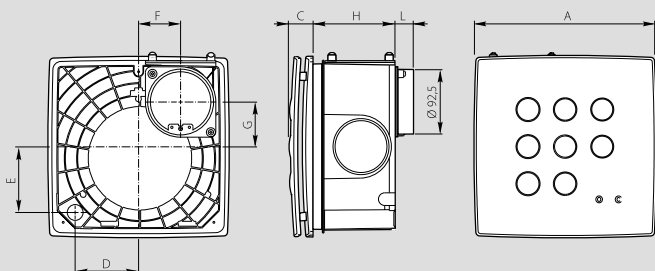
9 MODELS WITH AND WITHOUT TIMER
AND HUMIDOSTAT



VORT QUADRO I cannot be fitted into a ceiling or a panel.

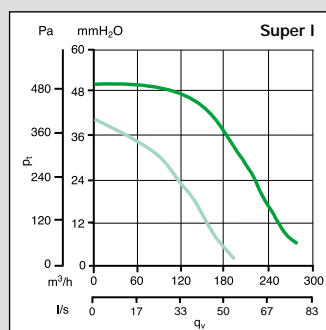
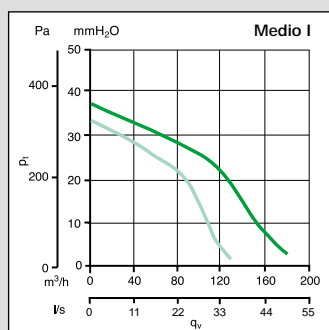
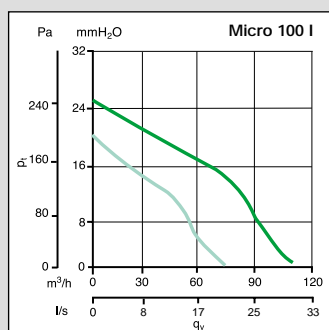
Technical Specifications

DIMENSIONS



	A	C	D	E	F	G	H	L	Kg
MICRO 100 I	258	34	92	90	64	60	118	26	1,91
MEDIO I	287	37	97	103	72	69	130	26	2,77
SUPER I	314	38	120	120	80	81	153	26	4,27
MICRO 100 T I	258	34	92	90	64	60	118	26	1,93
MEDIO T I	287	37	97	103	72	69	130	26	2,79
SUPER T I	314	38	120	120	80	81	153	26	4,29
MICRO 100 IT - HCS	258	34	92	90	64	60	118	26	1,93
MEDIO IT - HCS	287	37	97	103	72	69	130	26	2,79
SUPER IT - HCS	314	38	120	120	80	81	153	26	4,29

PRESSURE/PERFORMANCE CURVES



TIMER

Vort Quadro I products are also available with an adjustable, from 3 to 20 minutes, overrun timer.

LONG LIFE 30.000 h

Vort Quadro I range is also available with ball bearing motors for a minimum 30,000 hours operation without mechanical malfunction.

T-HCS Humidity Control System - Timer

The units turns on when relative humidity exceeds 65% and it turns back off when the RH drops back to 65%. When the light is switched off, the unit will continue to run from between 3 to 20 minutes depending on the timer setting.

ACCESSORIES:

Adapter for the diameter on the outlet, it is possible to fit the adapter supplied taking the diameter from 92.5 mm to 97 mm (nominal diameter 100 mm)

ACCESSORIES ON REQUEST:

C 1.5 (code 12966)

For standard versions only

SCB Kit (cod. 22481)

Built-in controller adaptor to convert the regular speed controller into built-in model.

SCNRB (cod. 12971)

Non-reversible speed controller for flush-fitting.

Flow deflector (cod. 22310)

Applicable at outlet port to deflect the airflow at 360°. Por models Micro 100, Medio, Super.

Fixed grille (cod. 22010)

For outside walls.

IPX4

The products are protected against jets of water from all directions, making them ideal for installation in humid and wet areas.



Safety IMQ Certified



Data and performance certified by IMQ Performance



CE marked

Vort Quadro I Range

3 SERIE DIMENSIONALI: MICRO, MEDIO E SUPER



For the flush-mounting version the extraction can be installed for either vertical or horizontal outlet pipes. In addition the appliance can be connected with extra piping to change the air of two different rooms.

Products	Code	V-50 Hz	Watt		A		m³/h		l/s		mmH ₂ O		Pa		T/mn		LpdB (A) 3m frontal extraction		LpdB (A) 3m side extraction		Ins. cl. II	°C max
			max	min	max	min	max	min	max	min	max	min	max	min	max	min	max	min	max	min		
MICRO 100 I / LL	12017/12035	220/240	33	25	0,15	0,12	110	75	31	21	25	20	245	196	1450	1010	34,3	26,3	33,5	25,9	☐	50
MEDIO I / LL	12020/12038	220/240	60	45	0,27	0,21	180	130	50	36	37	34	363	334	1600	1200	41,2	35,9	39,6	33,4	☐	50
SUPER I / LL	12023/12041	220/240	100	70	0,48	0,31	280	190	78	53	50	42	491	412	1900	1300	46,7	33,6	44,6	30	☐	50
MICRO 100 IT / LL	12018/12036	220/240	33	25	0,15	0,12	110	75	31	21	25	20	245	196	1450	1010	34,3	26,3	33,5	25,9	☐	50
MEDIO IT / LL	12021/12039	220/240	60	45	0,27	0,21	180	130	50	36	37	34	363	334	1600	1200	41,2	35,9	39,6	33,4	☐	50
SUPER IT / LL	12024/12042	220/240	100	70	0,48	0,31	280	190	78	53	50	42	491	412	1900	1300	46,7	33,6	44,6	30	☐	50
MICRO 100 IT HCS / LL	12019/12037	220/240	33	25	0,15	0,12	110	75	31	21	25	20	245	196	1450	1010	34,3	26,3	33,5	25,9	☐	50
MEDIO IT HCS / LL	12022/12040	220/240	60	45	0,27	0,21	180	130	50	36	37	34	363	334	1600	1200	41,2	35,9	39,6	33,4	☐	50
SUPER IT HCS / LL	12025/12043	220/240	100	70	0,48	0,31	280	190	78	53	50	42	491	412	1900	1300	46,7	33,6	44,6	30	☐	50

INTRODUCING THE COMPLETE RANGE OF VORTICE CENTRIFUGAL FANS

NEW



Vort Quadro Range

Centrifugal extractor fans with side extraction into a ventilation duct
3 Size ranges: Micro, Medio, Super

20 models with and without timer and humidistat

Diameters: 80 - 100 mm

LONG LIFE 30.000 h

TIMER

T-HCS

Humidity Control System - Timer

Ariett LL I Range

Centrifugal extractor fans, for flush mounting in walls or ceilings suitable for long duct runs.

2 models with and without timer.

LONG LIFE 30.000 h

TIMER

MHC

Microprocessor Humidity Control



Ariett LL Range

Wall or ceiling-mounted centrifugal extractor fans, suitable for ducted installation.

4 models with and without timer.

LONG LIFE 30.000 h

TIMER

PIR

Passive Infrared

MHC

Microprocessor Humidity Control



Vort Press LL Range

Wall or ceiling-mounted centrifugal extractor fans, suitable for ducted installation.

4 models with and without timer.

LONG LIFE 30.000 h

TIMER

PULLCORD



Vort Press LL I Range

Centrifugal extractor fans, for flush mounting in walls or ceilings suitable for long duct runs.

6 models with and without timer.

LONG LIFE 30.000 h

TIMER



Cod. 5.170.084.895 04/05

Vortice Elettrosociali S.p.A
Strada Cerca, 2
Frazione di Zoate
20067 Tribiano (Milano)
Tel. (+39) 02 906991
Fax (+39) 02 90699314
Italia
export@vortice-italy.com

Vortice France
72, Rue Baratte-Cholet
94106 Saint Maur
CEDEX
Tél. (+33) 1.55.12.50.00
Fax (+33) 1.55.12.50.01
France
contact@vortice-france.com

Vortice Limited
Beeches House-Eastern Avenue
Burton on Trent
DE13 0BB
Tel. (+44) 1283-49.29.49
Fax (+44) 1283-54.41.21
United Kingdom
getit@vortice.ltd.uk



www.vortice.com
www.vortice-france.com
www.vortice.ltd.uk

The description and illustrations in this catalogue are understood to be indicative and are not binding. Vortice reserves the right, while not changing the essential characteristics of the models described and illustrated, to modify products whenever necessary and without warning.