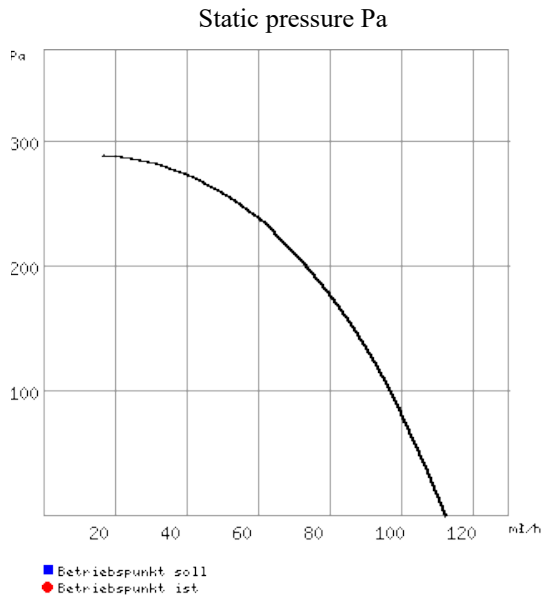


Product 8144 ELS-VNC 100

**Image**



**Characteristics**



**Properties**

|                       |   |                  |
|-----------------------|---|------------------|
| Ref.no.               | 8144 - 013  |                  |
| Model                 | ELS-VNC 100   |                  |
| Description           | Ventilatoreinsatz mit Fassade, codierb. Nachlauf, Intervall V = 100 cbm/h |                  |
| Actual pressure       | static  |                  |
| Actual volume         |   |                  |
| Max. Vol.             | 100 m³/h  |                  |
| Speed                 | 1790 min-1  |                  |
| FLC un-controlled     | 0.17 A  |                  |
| STC un-controlled     |   |                  |
| Power                 | 29 W  |                  |
| Voltage               | 230 V / 1 ph / 50 Hz  |                  |
| Max.temp.             |   |                  |
| Wiring diagram no.    | 882   |                  |
| Weight                | 1.85 kg   |                  |
| Delivery time         |   |                  |
| <b>Acoustic data:</b> |   |                  |
| Sound in-duct         | 43 in 1 m   |                  |
| Case breakout         |   |                  |
| <b>Intake</b>         | <b>Hz</b>   | <b>Total</b>     |
| Lwa Intake            | dB(A)   | 51 0 0 0 0 0 0 0 |
| Lwa Extract           | dB(A)   | 0 0 0 0 0 0 0 0  |
| Lwa Breakout          | dB(A)   | 0 0 0 0 0 0 0 0  |

















## Description




ELS-VNC 100

Ventilatoreinsatz mit Fassade,  
codierb. Nachlauf, Intervall  
V = 100 cbm/h

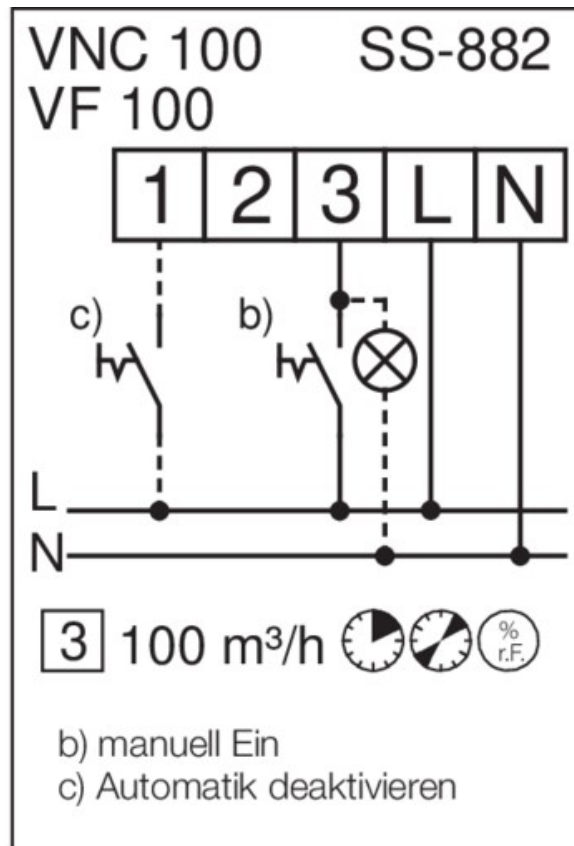
Fan unit "ultraSilence" with 100 m<sup>3</sup>/h air flow volume with adjustable overrun and interval operation, run on time 6, 10, 15, 21 minutes, delayed start 0 or 45 sec. and intervals of 4, 8, 12 or 24 hours manually adjustable. Delivered complete with flat fascia (white) and ultraSilence® technology. With permanent filter and dirt filter indicator as standard. Integrated quick plug connector for electrical connection. Insulation class II, protection to IP X5. For installation in zone 1 of bathrooms. Maintenance-free, energy saving ball bearing 230V/1 ph./50 Hz, 29 W. Sound power level 51 dB(A), sound pressure level 47 dB(A) with AL = 10 m<sup>2</sup> equivalent absorption surface in combination with casing type ELS-GU, discharge lateral. To DIN 18017, T.3, 2009-09, digit 7.2.4 footnote 5. Application: Automatic, periodical ventilation of rooms (also covering 2 room ventilation) with low user frequency (hotel, holiday homes). Individually adjustable run over times increase the comfort in the private area. Technical data: Run on time: 6, 10, 15 or 20 minutes, Air flow volume in m<sup>3</sup>/h: 100, Power consumption in W: 29, Sound pressure level 1) in dB(A) with 10 m<sup>2</sup> equivalent absorption surface: 47 Sound power level 1) LWA in dB(A): 51. Electrical connection: 230V/1 ph./50 Hz. Electrical power supply in mm<sup>2</sup>: NYM-O 3x1,5, 4 x 1,5\*, protection class II without PE, Wiring diagram: SS-882. All power and sound level statements to DIN 24163, DIN 24166, DIN45635, DIN 44974. 1) in combination with casing type ELS-GU, discharge lateral.\*for deactivation of automatic function.

## Accessories

| Image   | Ref.no. | Model              | Description  | Group |
|---|---------|--------------------|--|-------|
|    | 8190    | ELF-ELS            | Ersatz-Luftfilter zu ELS-V Dauerfilter waschbar 1 Satz = 2 Stück                           | A     |
|    | 557     | ELF-ZS /<br>ELF-ZA | SPARE FILTERS FOR ELS-ZA CONTENTS: 5 PCS   | A     |
|    | 8185    | ELS-ARS            | Umbauset für Ausblas rück- seitig, zu ELS-GU/-GUBA. Umlenkstück und Nieten                 | B     |
|    | 8127    | ELS-GAP            | Aufputzgehäuse   | B     |
|    | 8128    | ELS-GAPB           | Aufputzgehäuse mit Brandschutzabsperriklappe K90   | B     |
|    | 8111    | ELS-GU             | Unterputzgehäuse universal ohne Brandschutz  | B     |
| <b>Additional part to product 8111:</b>   |         |                    |  |       |
|   | 7328    | ELS-APASA          | Surface-mounted adapter with side discharge for ELS-GU and ELS-GUBA casing                 | B     |
|   | 8112    | ELS-GUB            | UP-Gehäuse mit Brandschutz- absperriklappe und ummantelung K90                             | B     |
|  | 8114    | ELS-GUBA           | Unterputzgehäuse mit Brand- schutzabsperriklappe K90                                       | B     |
| <b>Additional part to product 8114:</b>   |         |                    |  |       |
|   | 7328    | ELS-APASA          | Surface-mounted adapter with side discharge for ELS-GU and ELS-GUBA casing                 | B     |
|  | 8113    | ELS-GUBR           | UP-Gehäuse mit Brandschutzab- sperrklappe, -ummantelung K90, Ausblas rückseitig            | B     |
|  | 8116    | ELS-GUBRZL         | UP-Gehäuse mit Brandschutzab- sperrklappe, -ummantelung K90 Zweitr. links, Ausbl. rückstg. | B     |
|  | 8118    | ELS-GUBRZR         | UP-Gehäuse mit Brandschutzab- sperrklappe, -ummantelung K90 Zweitr. rechts, Ausbl. rückstg | B     |
|  | 8115    | ELS-GUBZL          | UP-Gehäuse mit Brandschutzab- sperrklappe u. -ummantelung K90, Zweitraumanschluß links     | B     |
|  | 8117    | ELS-GUBZR          | UP-Gehäuse mit Brandschutzab- sperrklappe u. -ummantelung K90, Zweitraumanschluss rechts   | B     |
|  | 8188    | ELS-MB             | Montagebügel für Vorwand- Integration von UP-Gehäusen                                      | B     |
|  | 8187    | ELS-MHU            | Universal mounting bracket   | B     |
|  | 8189    | ELS-VA             | Vorwandadapter zu raum- seitigen UP-Gehäuseeinschub in beplankte Wände u. Schächte         | B     |
|   | 8191    |                    |  | B     |

|   |      |                |   |   |
|---|------|----------------|---|---|
|  |      | ELS-WCS        | WC-Anbindungsset bestehend aus Winkel, Stufenstutzen, Verschlussdeckel. Zu ELS-GU/-GUBA |   |
|  | 8184 | ELS-ZAS        | Zweitraum-Anschlußstutzen zu ELS-GU/-GUBA und -GBU..Z..                                 | B |
|  | 8186 | ELS-ZS         | Zweitraumset bestehend aus Absaugeinheit, und Zweitraumanschluss-Stutzen                | B |
| <b>Additional part to product 8186:</b>   |      |                |   |   |
|   | 3042 | ELF-DLV<br>100 | Spare filter 1 set = 5 pcs G2-flter   | A |

Wiring diagram



**Dimensions**

