

Technical Data Sheet

CODE 12066

MEDIO I T HCS

Centrifugal duct fans for flush mounting



Certifications



IMQ



CE



IMQ Performance

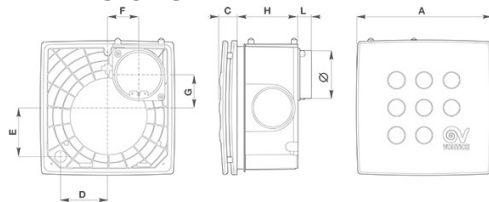


EAC

TECHNICAL AND PERFORMANCE DATA

Absorbed power 1st speed (W)	25	Delivery 1st speed (m ³ /h)	70
Frequency (Hz)	50	Max delivery at max speed (l/s)	34
Insulation Class	II°	Max delivery at max speed (m ³ /h)	122
IP	X4	Pressure - 1st speed (mmH2O)	21
Max ambient temperature for continuous operation (°C)	50	Pressure - 1st speed (Pa)	206
Max. absorbed Current at max. speed (A)	0,18	Pressure max - max speed (mmH2O)	34
Max. absorbed Current at min. speed (A)	0,14	Pressure max - max speed (Pa)	331
Max. absorbed power at max speed (W)	29	RPM max	1890
Nominal Diameter (mm)	100	RPM min	1150
∅ Discharge Hole (mm)	97	Sound pressure level Lp [dB (A)] 3m - max speed	35,9
Voltage (V)	220-240	Sound pressure level Lp [dB (A)] 3m - min speed	41,2
Weight (Kg)	2,8	Sound pressure level side extraction [dB(A)] 3m - max speed	39,6
Delivery 1st speed (l/s)	19	Sound pressure level side extraction [dB(A)] 3m - min speed	33,4

DIMENSIONS



Size A (mm)	287
Size C (mm)	37
Size D (mm)	97
Size E (mm)	103
Size F (mm)	72
Size G (mm)	69
Size H (mm)	130
Size L (mm)	26

PER INFORMAZIONI:

Servizio al Cliente: tel +39 02 90699395 premendo 1 dopo messaggio registrato (consulenza su prodotti e impianti)

Pre & Post Vendita: fax +39 02 90699302

Email prevendita: prevendita@vortice-italy.com

Technical Data Sheet

CODE 12066

MEDIO I T HCS

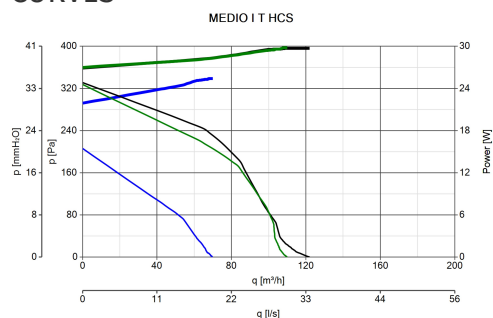
Centrifugal duct fans for flush mounting



DESCRIPTION

- Material used for parts not recessed into wall: white ABS plastic.
- Material used for parts recessed into wall: talc-filled black plastic (PP) giving added strength.
- Nominal diameter 100 mm.
- Capacitor start 2-speed induction motor coupled to a forward bladed centrifugal impeller, with thermal overload cutout and self-lubricating bushings.
- Minimum air flow 130 m³/h
Maximum air flow 180 m³/h
- Electronic pcb with humidistat function piloted by RH% sensor (4 preset thresholds: 60%, 70%, 80%, 90%, selectable during installation), designed to switch on the fan automatically. The pcb incorporates an electronic timer that shuts off the motor automatically when relative humidity returns below the threshold value. The timer setting is selectable during installation in the range 3'-20' (default setting 3').
- IMQ SAFETY and IMQ PERFORMANCE certifications.

CURVES




ACCESSORIES



DEVIATORE DI FLUSSO M 10/4

Code 22310



KIT SOFFITTO MEDIO

Code 22492

PER INFORMAZIONI:

Servizio al Cliente: tel +39 02 90699395 premendo 1 dopo messaggio registrato (consulenza su prodotti e impianti)

Pre & Post Vendita: fax +39 02 90699302

Email prevendita: prevendita@vortice-italy.com