

Technical Data Sheet

CODE 12018

MICRO 100 I T

Centrifugal duct fans for flush mounting



Certifications



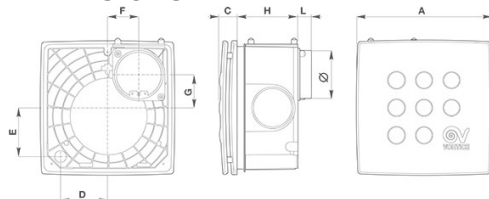
IMQ Performance



TECHNICAL AND PERFORMANCE DATA

Absorbed power 1st speed (W)	20	Delivery 1st speed (m ³ /h)	75
Frequency (Hz)	50	Max delivery at max speed (l/s)	31
Insulation Class	II°	Max delivery at max speed (m ³ /h)	110
IP	X4	Pressure - 1st speed (mmH2O)	20
Max ambient temperature for continuous operation (°C)	50	Pressure - 1st speed (Pa)	196
Max. absorbed Current at max. speed (A)	0,12	Pressure max - max speed (mmH2O)	25
Max. absorbed Current at min. speed (A)	0,10	Pressure max - max speed (Pa)	245
Max. absorbed power at max speed (W)	27	RPM max	1450
Nominal Diameter (mm)	100	RPM min	1010
∅ Discharge Hole (mm)	73,5	Sound pressure level Lp [dB (A)] 3m - max speed	34,3
Voltage (V)	220-240	Sound pressure level Lp [dB (A)] 3m - min speed	26,3
Weight (Kg)	1,93	Sound pressure level side extraction [dB(A)] 3m - max speed	33,5
Delivery 1st speed (l/s)	21	Sound pressure level side extraction [dB(A)] 3m - min speed	25,9

DIMENSIONS



Size A (mm)	258
Size C (mm)	34
Size D (mm)	92
Size E (mm)	90
Size F (mm)	64
Size G (mm)	60
Size H (mm)	118
Size L (mm)	26

PER INFORMAZIONI:

Servizio al Cliente: tel +39 02 90699395 premendo 1 dopo messaggio registrato (consulenza su prodotti e impianti)

Pre & Post Vendita: fax +39 02 90699302

Email prevendita: prevendita@vortice-italy.com

Technical Data Sheet

CODE 12018

MICRO 100 I T

Centrifugal duct fans for flush mounting



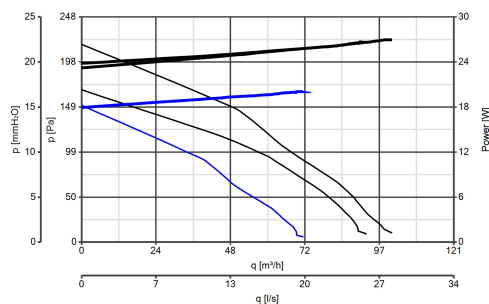
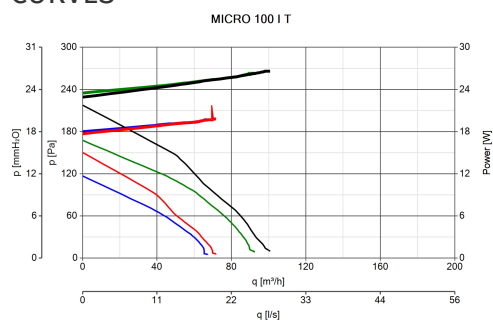
DESCRIPTION

- Material used for parts not recessed into wall: white ABS plastic.
- Material used for parts recessed into wall: talc-filled black plastic (PP) giving added strength.
- Nominal diameter 100 mm.
- Capacitor start 2-speed induction motor coupled to a forward bladed centrifugal impeller, with thermal overload cutout and self-lubricating

bushings.

- Equipped with electronic timer designed to shut off the motor automatically after a set interval, selectable during installation in the range 3'-20' (default setting 3').

CURVES




ACCESSORIES



DEVIATORE DI FLUSSO M 10/4

Code 22310



KIT SOFFITTO MICRO

Code 22491

PER INFORMAZIONI:

Servizio al Cliente: tel +39 02 90699395 premendo 1 dopo messaggio registrato (consulenza su prodotti e impianti)

Pre & Post Vendita: fax +39 02 90699302

Email prevendita: prevendita@vortice-italy.com